



**BADJATE WEALTH**  
CREATE WEALTH | NOT JUST PROFITS

# BADJATE MULTICAP FUND

## FACTSHEET

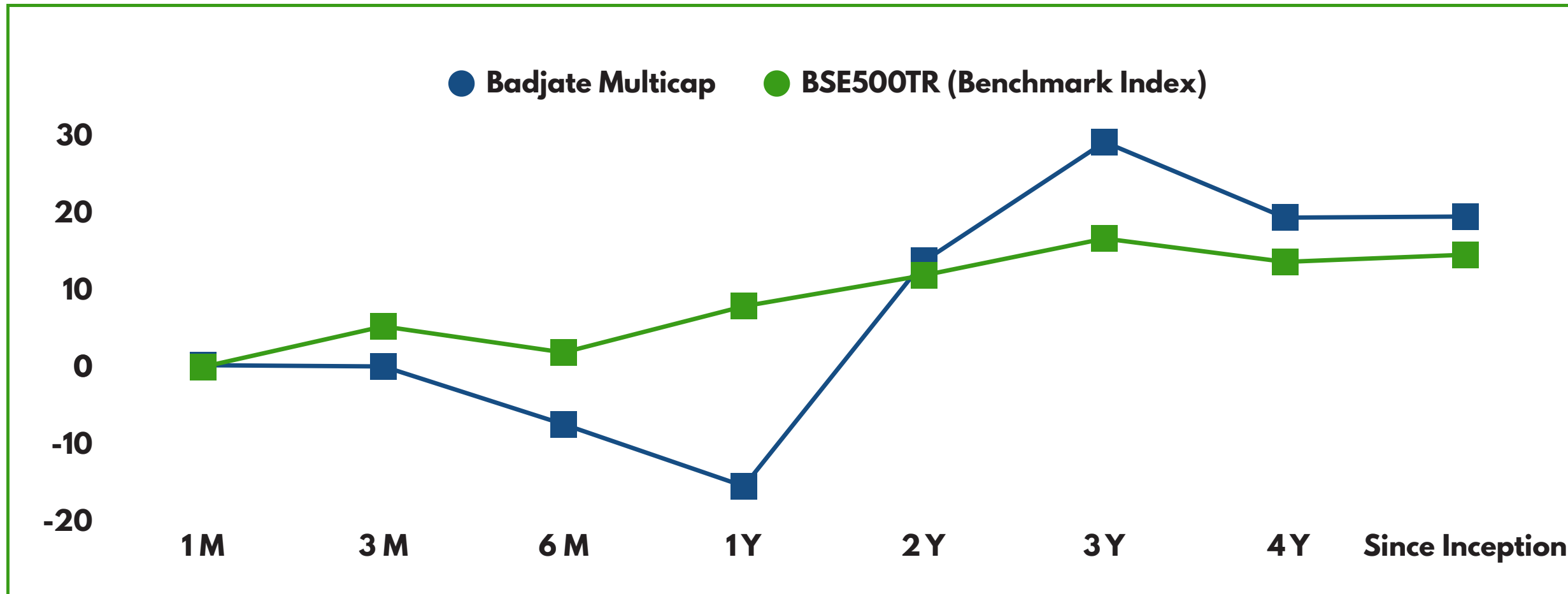
DECEMBER, 2025

### INVESTMENT THEME & STRATEGY

THE FUND'S STRATEGY FOCUSES ON GENERATING ALPHA BY IDENTIFYING UNDERVALUED, HIGH-BETA STOCKS WITH THE POTENTIAL TO DELIVER STRONG RETURNS OVER THE SHORT TO MEDIUM TERM. WITH A SIGNIFICANT ALLOCATION TO SMALL AND MID-CAP COMPANIES, THIS PORTFOLIO IS BEST SUITED FOR INVESTORS WITH A MODERATE TO HIGH-RISK APPETITE.

### PERFORMANCE (%) AS ON DECEMBER 31, 2025

PERIOD	1 MONTH	3 MONTH	6 MONTH	1 YEAR	2 YEAR	3 YEAR	4 YEAR	SINCE INCEPTION
BADJATE MULTICAP	-0.02	-0.18	-7.68	-15.71	13.5	28.92	19.12	19.26
BSE 500(%)	-0.24	5.02	1.63	7.63	11.65	16.41	13.38	14.31



### PMS DETAILS

STRATEGY NAME : BADJATE MULTICAP FUND

FUND MANAGER : MR. ANUJ BADJATE

ASSOCIATE FUND MANAGER : MR. MANGESH NARNAWARE

FUND TYPE : MULTICAP EQUITY

FUND STRUCTURE : DISCRETIONARY PMS

INCEPTION DATE : JULY 2021


AUM SIZE : 151.56 CR

MINIMUM INVESTMENT : RS. 50 LAKHS

BENCHMARK : BSE 500 TRI


### SECTOR - TOP 5 HOLDINGS

#### METALS



18.49%

#### FINANCIAL SERVICES



7.37%

#### HEALTH CARE EQUIPMENT & SUPPLIES




6.66%

#### CHEMICALS



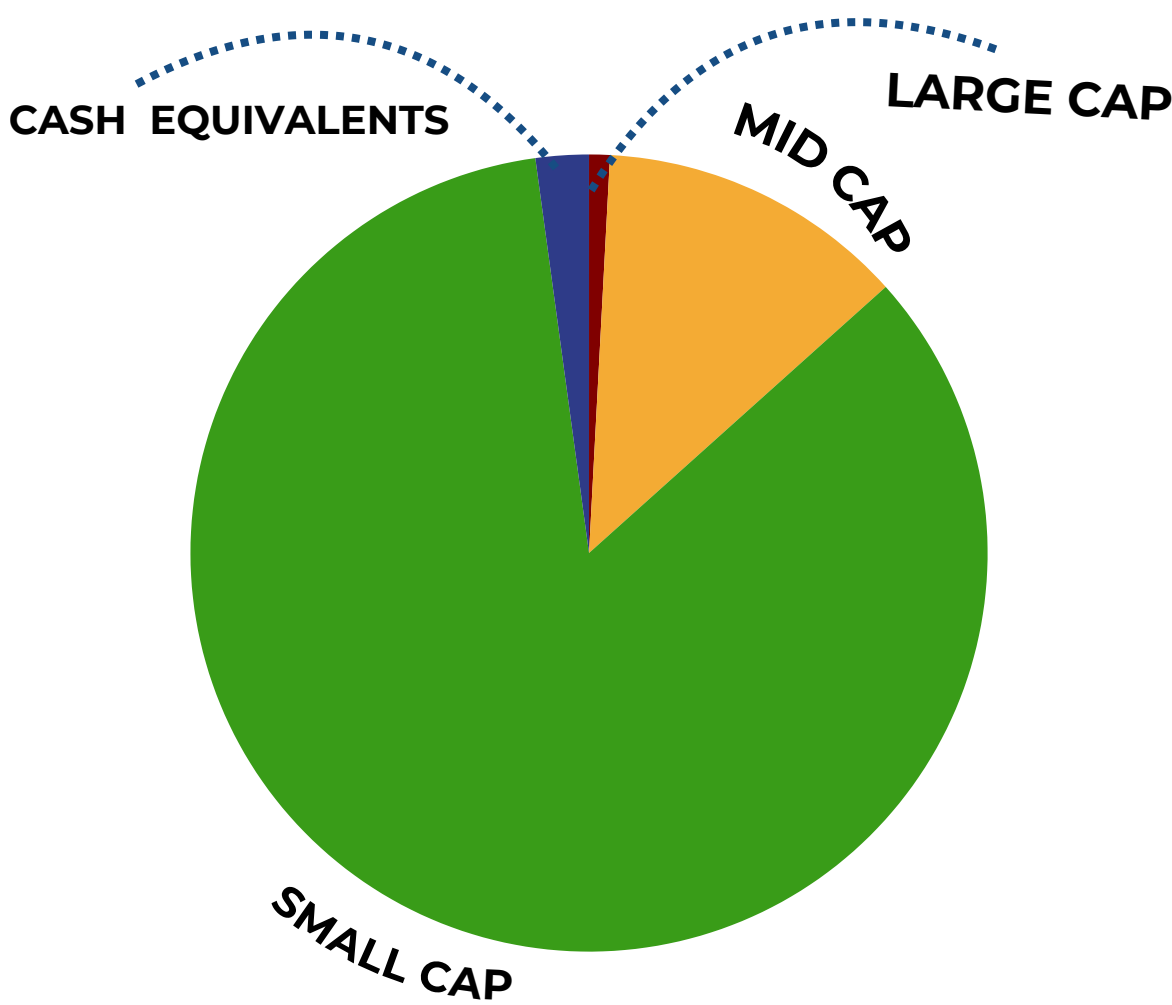
11.52%

#### AUTO COMPONENTS



6.89%

### MARKET CAPITALIZATION



### PORTFOLIO STATISTICS

RATIO	BSE 500 TRI	PORTFOLIO
BETA	1.00	1.44
SD	12.80%	24.54%
SHARPE RATIO	0.80	0.96
TREYNOR RATIO	0.10	0.16

\*AS ON 31<sup>ST</sup> DECEMBER 2025

### DIRECT ON-BOARDING FOR PMS SERVICES

CLIENT HAS AN OPTION OF DIRECT ON-BOARDING WITH THE PORTFOLIO MANAGER WITHOUT INTERMEDIATION OF PERSONS ENGAGED IN DISTRIBUTION SERVICES AND NO CHARGES EXCEPT STATUTORY CHARGES SHALL BE LEVIED AT THE TIME OF SUCH ON-BOARDING. THE CLIENT SHALL INFORM THE PORTFOLIO MANAGER IF HE WISHES TO AVAIL THE OPTION OF DIRECT ON-BOARDING.

A SEBI-Registered Portfolio Mangement Service

Registration Number INP000006527



0712-6604225/250



+91 8329046596



pms@badjategroup.com



www.badjategroup.com